


FRANKLIN BUILDING 1904 FRANKLIN STREET OAKLAND, CA 94612

ELEVATOR MODERNIZATION PASSENGER ELEVATORS NO. 1 & 2

Submittal Shop Drawings



Western State
Elevator Company, Inc.

OWNER'S REPRESENTATIVE
LCB ASSOCIATES
388 SEVENTEENTH ST., SUITE 200
OAKLAND, CA 94612

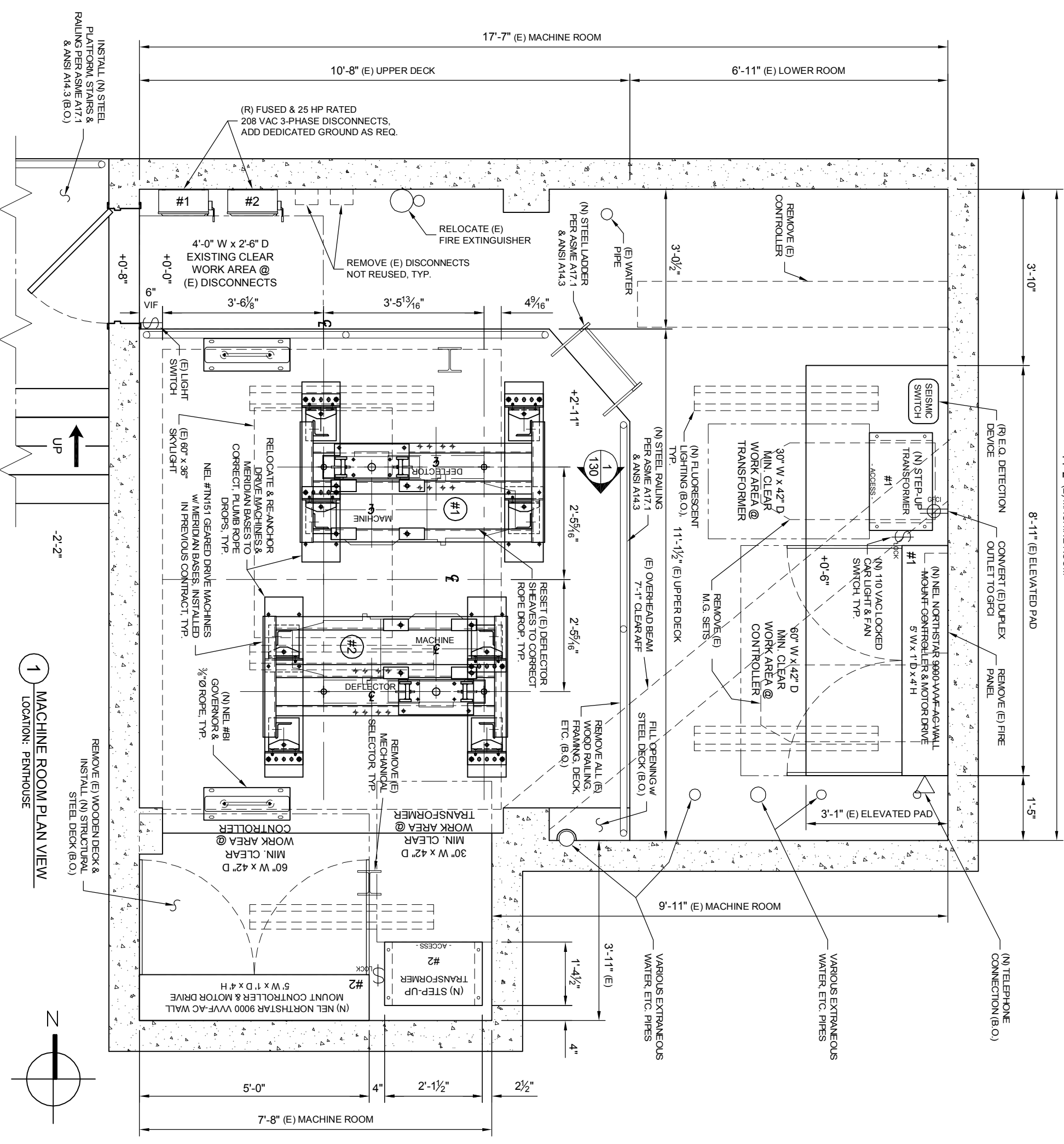
SUBMITTAL RECORD
PRELIMINARY, 09/30/2002
FINAL, .
RECORD SET, .

3942 Valley Ave., Suite D, Pleasanton, CA 94566 - (925) 417-3477
Fax - (925) 417-3488

CA. Lic. #614201 - NV. Lic #0036363

RCB ELEVATOR CONSULTING, LLC
2117 BUSH ST., SAN FRANCISCO, CA 94115-3103
(415) 819-5744 FAX: (415) 354-3454 RICH@BLASKA.COM

14'-2" (E) MACHINE ROOM



1 MACHINE ROOM PLAN VIEW
LOCATION: PENTHOUSE

EQUIPMENT DATA

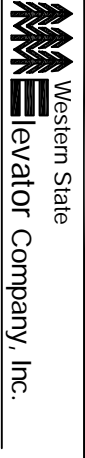
ELEVATOR NUMBER(S):	#1 & 2	ELEVATOR QUANTITY:	TWO (2)
LOAD CAPACITY & SERVICE:	(E) 1750 LBS. PASSENGER		
CONTRACT SPEED:	(E) 350 FPM		
TRAVEL DISTANCE:	(E) 103'-6 1/8"		
STOPS & OPENINGS:	(E) 10/10, IN LINE: B, 1 - 9		
DEM & ORIG. INSTALL DATE:	SPENCER - 1923 / Remodeled by PACIFIC - 1958		
MACHINE MAKE & MODEL:	(R) NORTHERN (N.E.L.) #TN151 w/ MERIDIAN		
ELEVATOR TYPE:	(E) OVERHEAD GEARED TRACTION 1:1		
ENTRANCE SIZE & TYPE:	(E) 2-10" WIDE x 6-8" HIGH, 2-SPD, SIDE OPNG.		
PLATFORM SIZE:	(N) 4'-6" WIDE x 6'-1" DEEP, CORNER POST CLEAR:		
CAR INSIDE CLEAR:	(N) 4'-2 1/2" WIDE x 4'-11 1/2" DEEP		
CONTROLLER MAKE & MODEL:	(N) N.E.L. NORTHSTAR 9000 VVVF-AC		
CONTROL OPERATION:	(N) DUPLEX SELECTIVE COLLECTIVE		
DRIVE MOTORS:	(N) 15 HP 480 VAC - 4 POLE, HUB MOUNT		
INCOMING VOLTAGE:	(E) 208 VAC, 3-PHASE, 60 HZ		
3-PHASE DISCONNECT FUSE SIZE:	(R) 100 AMP / 25 HP FUSED, ADD GROUND		
DISCONNECT FUSE SIZE:	(N) 70 AMPERES, DUAL-ELEMENT, SLOW BLOW		
HEAT GENERATION:	(N) 20,190 BTU/HR CONTROL & TRANS. - TOTAL		
DOOR EQUIPMENT:	(N) E.C.I. #1000 SOLID STATE OPERATORS		
CAR OPERATING PANEL(S):	(N) MAIN SWING RETURN, N.E.L. DEVICES & LANTERNS:		
HALL STATIONS & LANTERNS:	(N) N.E.L. @ LOBBY, (R) TYP., (N) ACCESS		
SLING & PLATFORM:	(N) N.E.L. C. POST	SAFETY BRAKE:	(N) N.E.L. #B1
GOVERNOR W/ SWITCH:	(N) N.E.L. #B	TENSION WEIGHT:	(N) N.E.L. SWING
HOIST ROPES:	(E) 5/8Ø x (4)	COMPEN-SATION:	(N) 1.5 LB/FT CHAIN
GOVERNOR ROPE:	(N) 3/8Ø x (1)	MAIN GUIDE BRACKETS:	(N) STIFFENERS
MAIN GUIDE RAILS:	(R) 15 LB/FT	CMT. GUIDE BRACKETS:	(N) STIFFENERS
CMT. GUIDE RAILS:	(R) 8 LB/FT		
CMT. FRAME & WEIGHTS:	(N) N.E.L. STEEL		
CAR & CWT. BUFFERS:	(R) PACIFIC 2751 / 5600 LBS. CAR & CWT.		
RATED CAPACITY:	1750#	RATED CAPACITY:	1750#
EMPTY CAR:	3175#	EMPTY CAR:	3570#
CAR GROSS LOAD:	4925#	CAR GROSS LOAD:	5320#
COUNTERWEIGHT:	3875#	COUNTERWEIGHT:	4270#

GENERAL EQUIPMENT INFORMATION

(E) WEIGHTS

(N) WEIGHTS

DRAWN BY:	R. BLASKA	REV:	DESCRIPTION:	DATE:	BY:
FIRM:	ROB CONSULTING				
DRAW DATE:	09/30/02				
RELEASE DATE:					



Western State Elevator Company, Inc.
CA Lic. #614201 - NV Lic #0036363

FACILITY: FRANKLIN BUILDING
1904 FRANKLIN STREET
OAKLAND, CA 94612

OWNER'S REP.: LCB ASSOCIATES

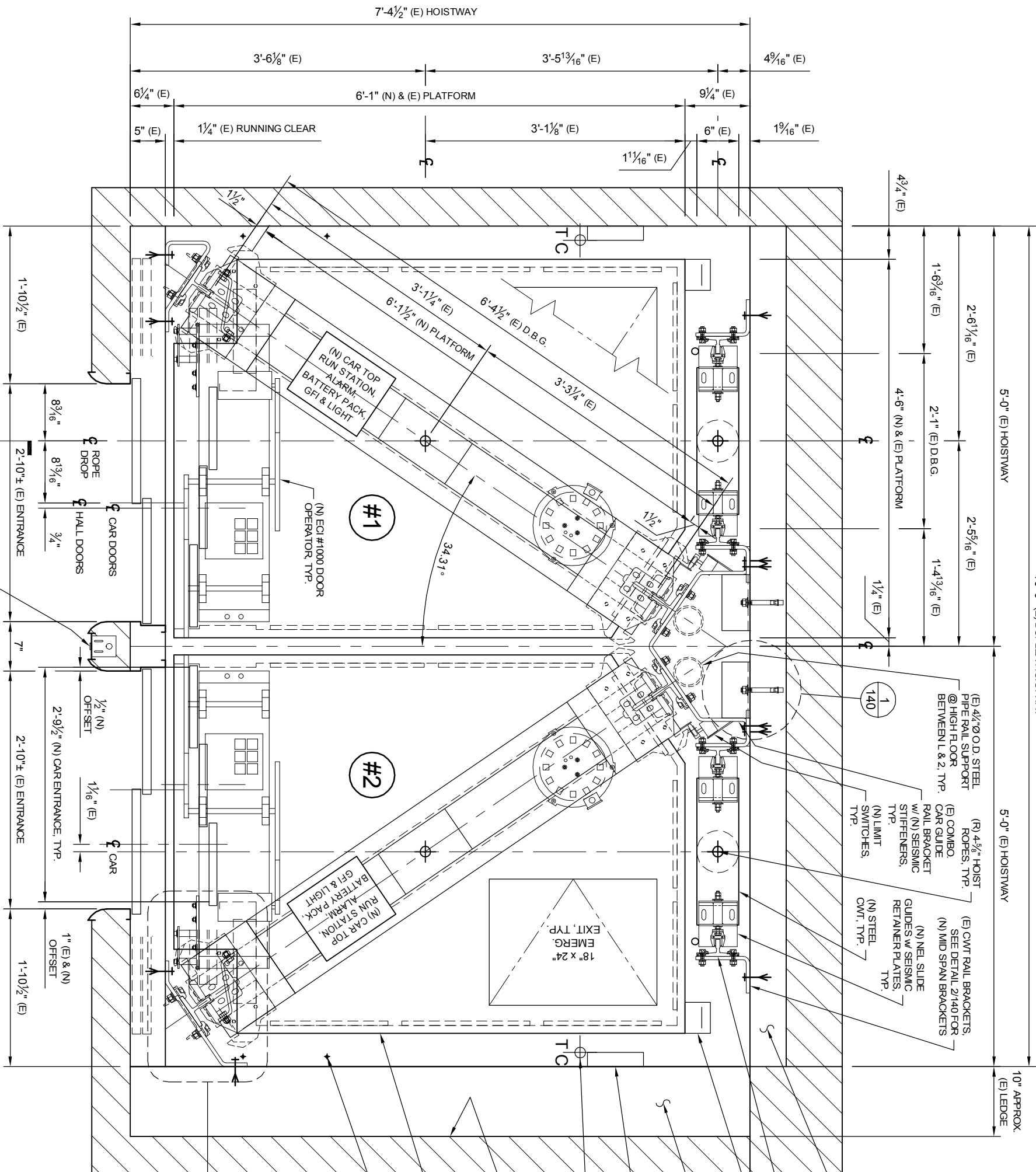
DWG.: MACHINE ROOM LAYOUT & OUTLINE OF EQUIPMENT
SCALE: 7/16"=1'-0"
STATE NO.: 10353/4
REV: -
DWG #: 100
SHEET 1 OF 10

10'-0" (E) DUPLEX HOISTWAY

5'-0" (E) HOISTWAY

5'-0" (E) HOISTWAY

10" APPROX. (E) LEDGE



ABBREVIATIONS:

- ADA = AMERICANS WITH DISABILITIES ACT
- AFF = ABOVE FINISH FLOOR
- B.O. = BY OTHERS OR OWNER
- CCR = CALIFORNIA CODE OF REGULATIONS
- CWT. = COUNTERWEIGHT
- D.B.G. = DIMENSION BETWEEN GUIDE RAILS
- DWGS. = DRAWINGS
- E = EXISTING
- GA. = GAUGE
- GFCI = GROUND FAULT CIRCUIT INTERRUPTER
- I.D. = INSIDE DIMENSION
- LANDG = LANDING(S)
- N = NEW
- NEI./N.E.L. = NORTHERN ELEVATOR LTD.
- N.I.C. = NOT IN CONTRACT
- N.T.S. = NOT TO SCALE
- O.C. = ON CENTER
- O.D. = OUTSIDE DIMENSION
- R = REMODEL / REFURBISH EXISTING
- TYP. = TYPICAL
- VF = VERIFY IN THE FIELD

NOTES:

1. SEE APPROVED CONTRACT DOCUMENTS FOR COMPLETE SCOPE OF WORK.
2. SOME DEVIATION IN FINAL LOCATIONS AND DIMENSIONS MAY BE REQUIRED AS NECESSITATED BY ACTUAL FIELD CONDITIONS. COMPLIANCE WITH ALL CODES REGARDING FIELD PLACEMENTS, LOCATIONS AND DIMENSIONS WILL BE FOLLOWED. ALL DIMENSIONS SHOWN SHOULD BE RECONFIRMED FOR ACCURACY IN THE FIELD.
3. PROVIDE ALL NEW WIRING, PROPERLY LABELED AND TAGGED. COMPLETELY WITH N.E.C. AND ALL APPLICABLE CODES.
4. REMOVE AND PATCH LOCATIONS OF ALL EXISTING CONTROL EQUIPMENT AND DEVICES WHICH WILL NOT BE RETAINED. REMOVE THE EXISTING MOTOR-GENERATORS, MECHANICAL SELECTORS, UNUSED DISCONNECTS, EXTRANEOUS PIPING & DUCT ETC.
5. REMOVE ALL EXISTING WOOD FLOORING AND REPLACE WITH PROPERLY SUPPORTED AND SECURED STEEL DECKING. REMOVE ALL EXISTING WOOD LADDERS AND RAILINGS AND REPLACE WITH PROPERLY SUPPORTED AND SECURED STEEL LADDERS AND RAILING IN COMPLIANCE WITH ASME A17.1 & ANSI A14.3. PROPERLY PREPARE AND PAINT ALL STEEL WITH RUST INHIBITING PAINT.
6. CLEAN HOISTWAYS, MACHINE ROOMS AND EQUIPMENT; PAINT ALL EXISTING METAL WORK.

DRAWN BY:	REV	DESCRIPTION:	DATE:	BY:
R. BLASKA				
ROB CONSULTING				
(415) 777-4180				
DRAW DATE:				
09/30/02				
RELEASE DATE:				

Western State
Elevator Company, Inc.

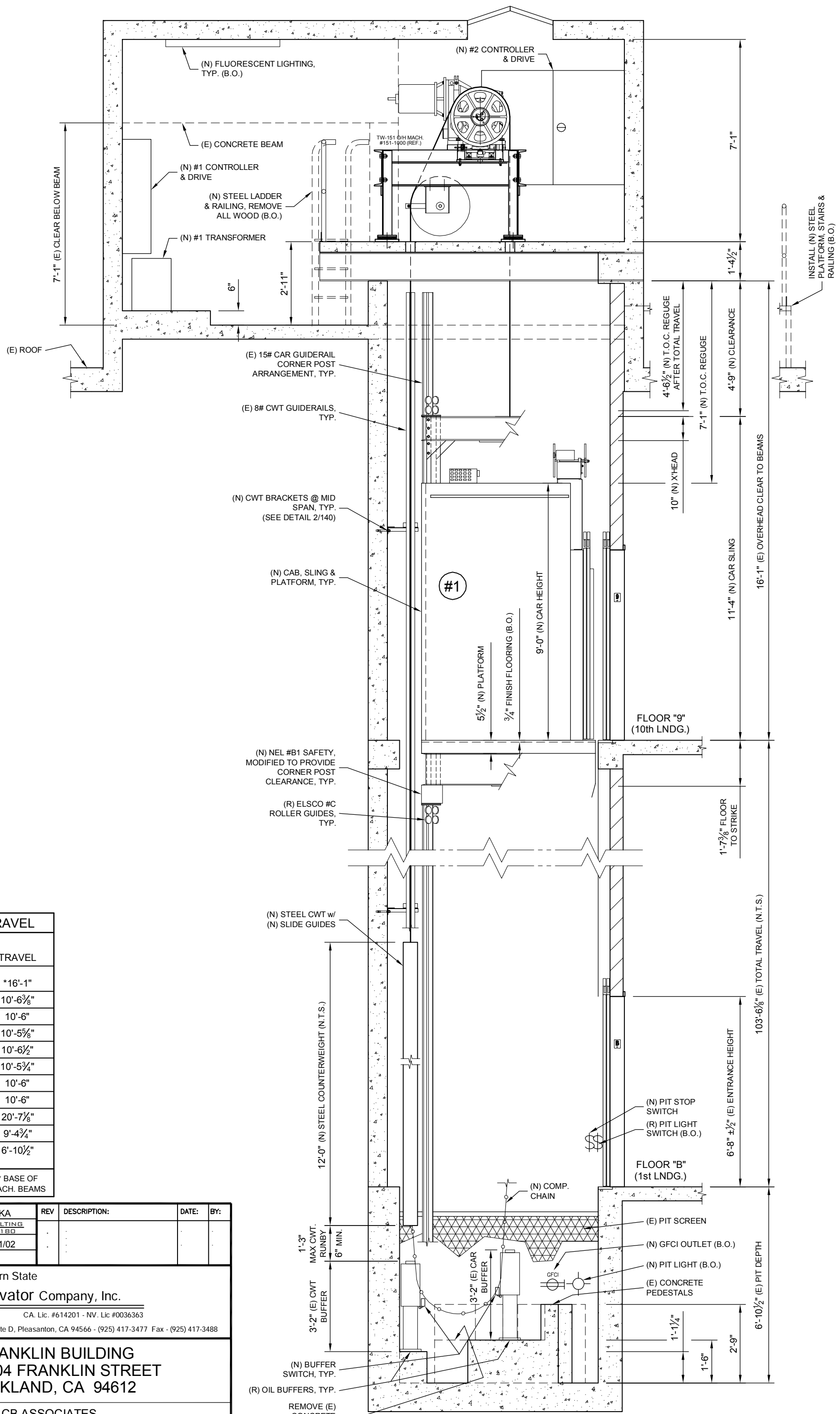
CA Lic. #614201 - NV Lic #0036363

3942 Valley Ave., Suite D, Pleasanton, CA 94566 · (925) 417-3477 Fax · (925) 417-3488

FACILITY:
FRANKLIN BUILDING
1904 FRANKLIN STREET
OAKLAND, CA 94612

OWNER'S REP.: LCB ASSOCIATES

DWG.:	TYPICAL HOISTWAY PLAN, NOTES & ABBREVIATIONS.	REV	DWG.#:	110
SCALE:	3/4"=1'-0"	STATE NO.:	10353/4	SHEET 2 OF 10



FLOOR TRAVEL		
#1 & 2		
LNDG. DESIG.		TRAVEL
(OVHD.)		*16'-1"
10	9	10'-6 ³ / ₈ "
9	8	10'-6"
8	7	10'-5 ⁵ / ₈ "
7	6	10'-6 ¹ / ₂ "
6	5	10'-5 ³ / ₄ "
5	4	10'-6"
4	3	10'-6"
3	2	20'-7 ¹ / ₈ "
2	1	9'-4 ³ / ₄ "
1	B	6'-10 ¹ / ₂ "
(PIT)		
TRAVEL =		* BASE OF MACH. BEAMS
103'-6 1/8"		

DRAWN BY: R. BLASKA	REV	DESCRIPTION:	DATE:	BY:
FIRM: RCB CONSULTING (415) 771-4180				
DRAW DATE: 03/21/02				
RELEASE DATE:				

Western State Elevator Company, Inc.
 CA. Lic. #614201 - NV. Lic #0036363
 3942 Valley Ave., Suite D, Pleasanton, CA 94566 - (925) 417-3477 Fax - (925) 417-3488

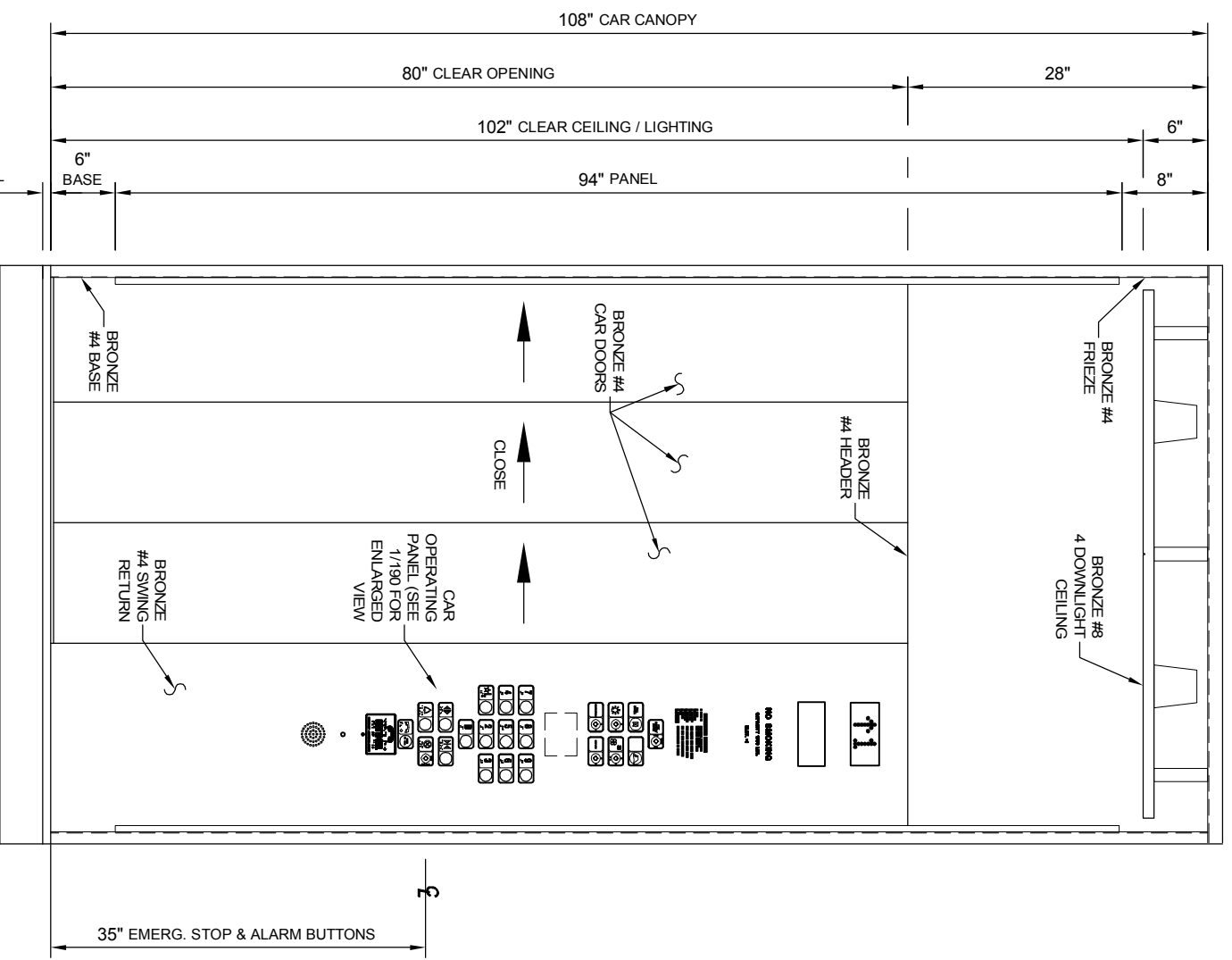
FACILITY: **FRANKLIN BUILDING**
1904 FRANKLIN STREET
OAKLAND, CA 94612

OWNER'S REP.: LCB ASSOCIATES

DWG.: HOISTWAY SECTION & FLOOR TRAVEL
 REV DWG.#: 130
 SHEET 4 OF 10

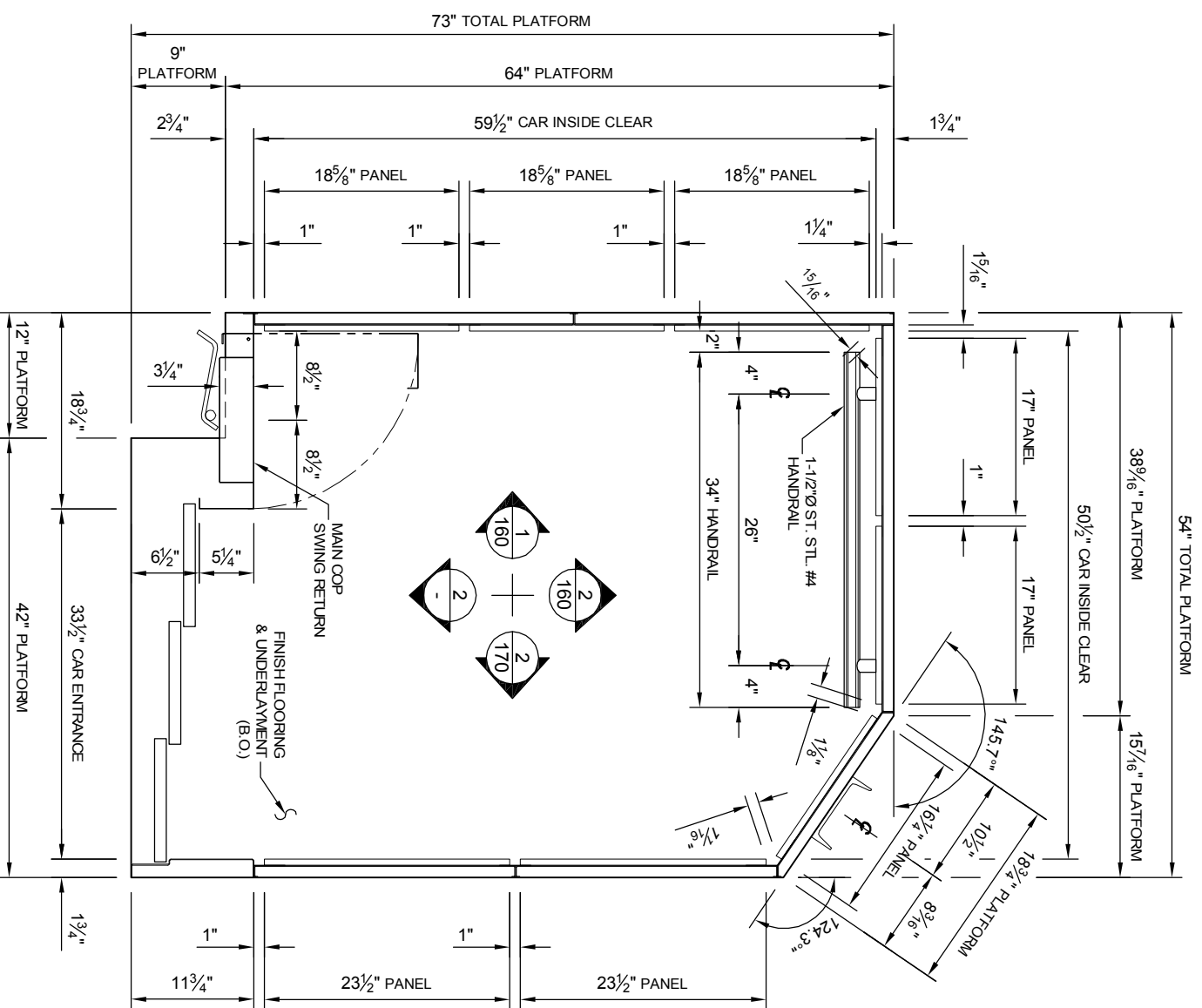
SCALE: 5/16"=1'-0" STATE NO.: 10353/4

1 HOISTWAY SECTION
 LOCATION: THRU ELEVATOR #1



2 CAR FRONT ELEVATION
VIEW FROM CAR CENTER

NOTE: FURNISH & INSTALL COMPLETE NEW (N) ELEVATOR SLING & PLATFORM, CAB, DOOR OPERATOR, ETC. EACH ELEVATOR.



1 CAR PLAN VIEW
ELEVATOR #1 SHOWN
#2 OPPOSITE

DRAWN BY: R. BLASKA	REV	DESCRIPTION:	DATE:	BY:
FIRM: RCB CONSULTING (415) 771-4180				
DRAW DATE: 09/30/02				
RELEASE DATE:				

Western State
Elevator Company, Inc.
CA Lic. #6114201 - NV Lic #0036363

3942 Valley Ave., Suite D, Pleasanton, CA 94566 · (925) 417-3477 Fax · (925) 417-3488

FACILITY:
FRANKLIN BUILDING
1904 FRANKLIN STREET
OAKLAND, CA 94612

OWNER'S REP.: LCB ASSOCIATES

DWG.: CAR PLAN VIEW & CAR FRONT ELEVATION

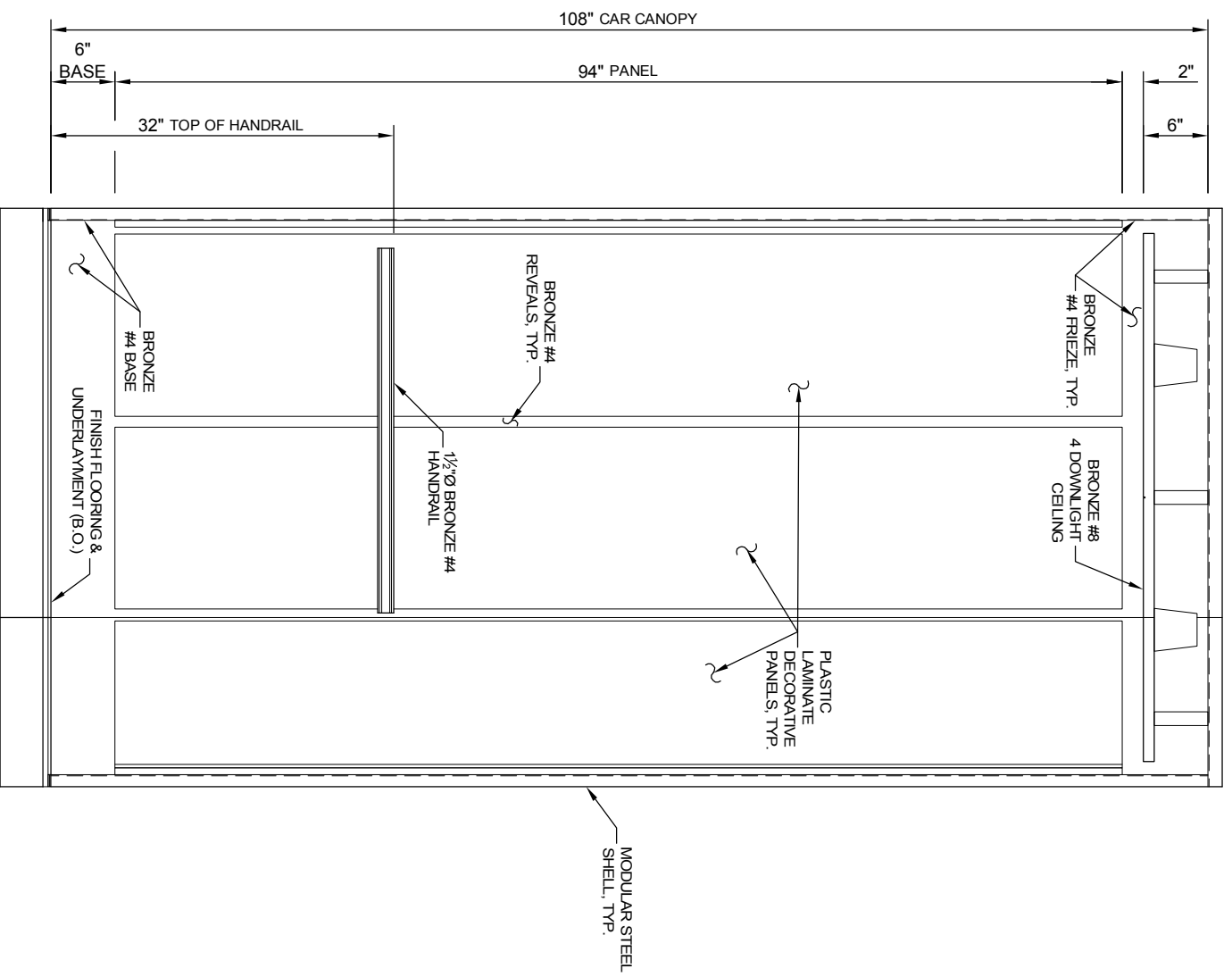
SCALE: 3/4"=1'-0"

STATE NO.: 10353/4

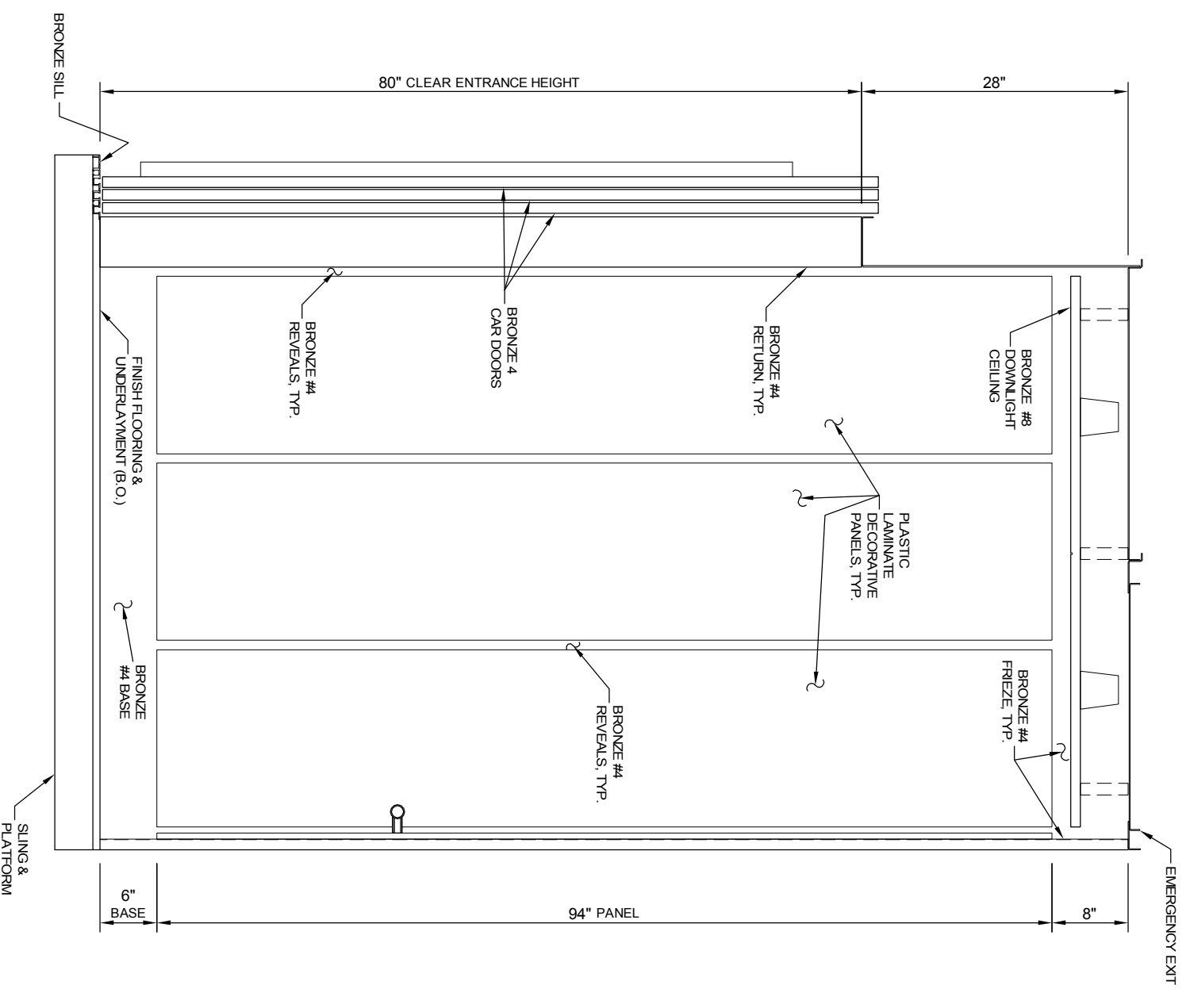
REV

DWG.#: 150

SHEET 6 OF 10



2 CAR REAR ELEVATION
VIEW FROM CAR CENTER

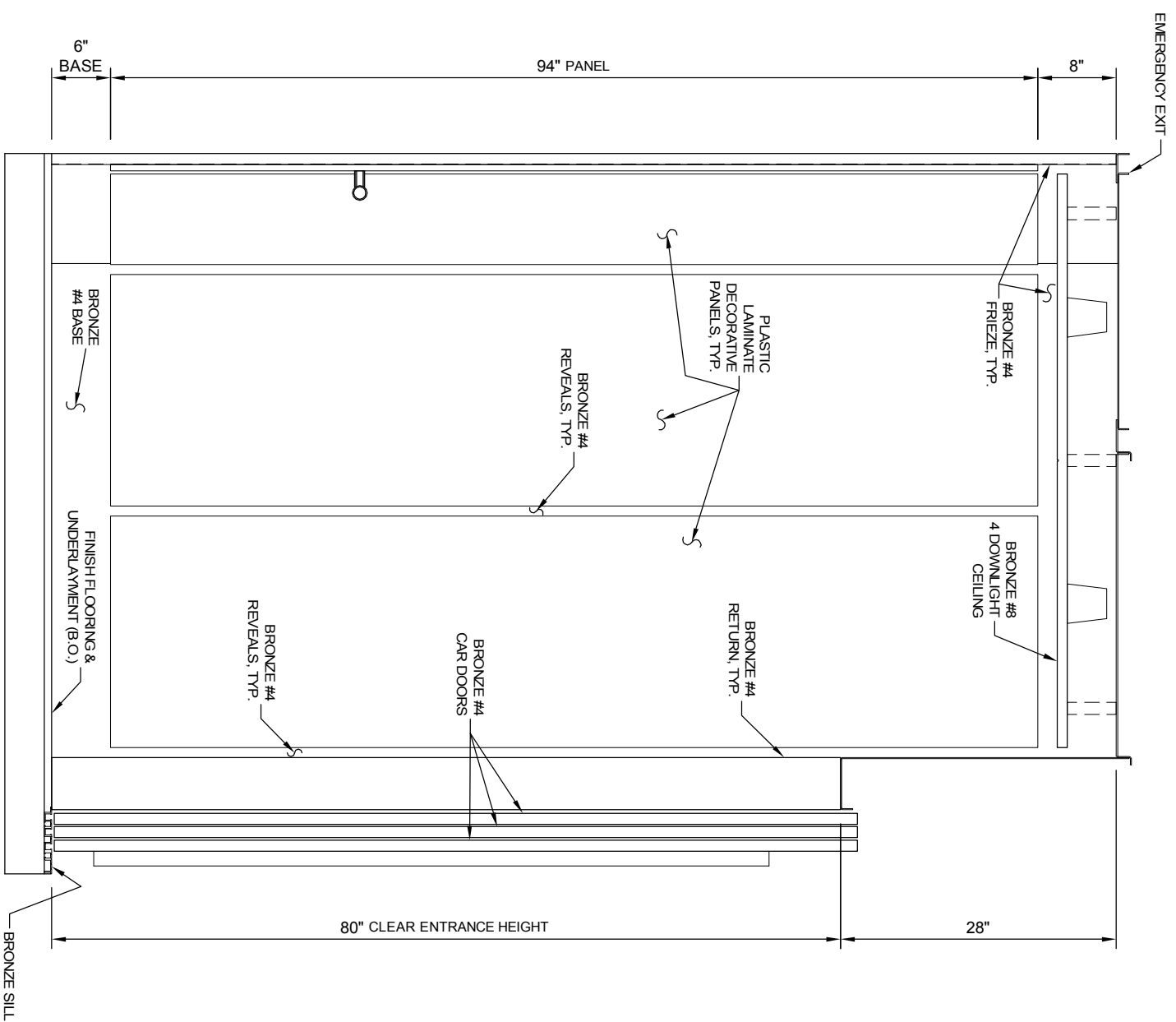


1 CAR RETURN SIDE ELEVATION
VIEW FROM CAR CENTER

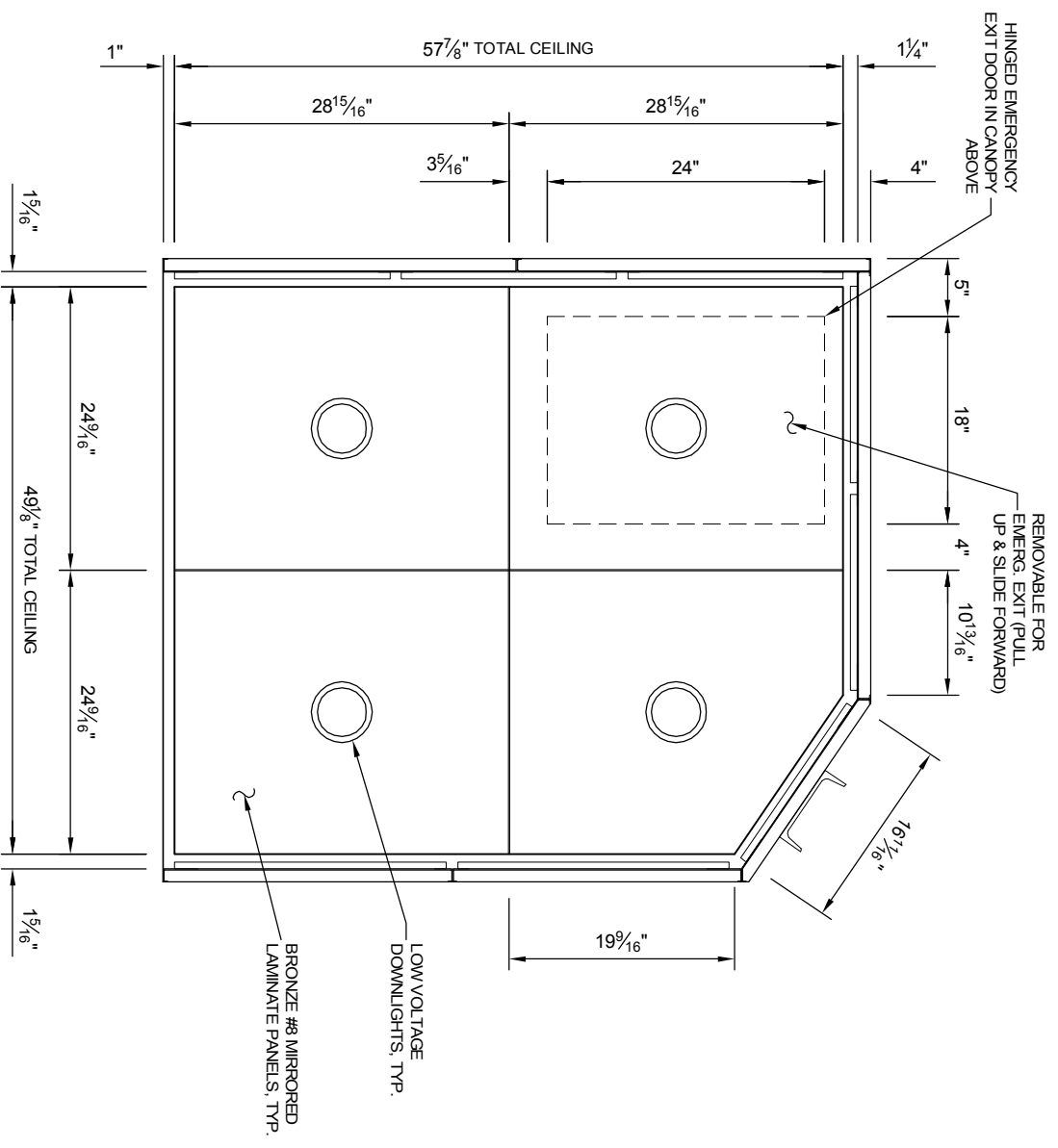
DRAWN BY: R. BLASKA	REV	DESCRIPTION:	DATE:	BY:
FRM: ROB CONSULTING				
(415) 771-4180				
DRAW DATE: 09/30/02				
RELEASE DATE:				

FACILITY:	
FRANKLIN BUILDING	
1904 FRANKLIN STREET	
OAKLAND, CA 94612	
OWNER'S REP.: LCB ASSOCIATES	
DWG.:	CAR SIDE & REAR WALL ELEVATIONS
SCALE:	3/4" = 1'-0"
STATE NO.:	10353/4
REV	DWG.#:
-	160
SHEET	7 OF 10

Western State
Elevator Company, Inc.
CA Lic. #614201 - NV Lic #0036363
3942 Valley Ave., Suite D, Pleasanton, CA 94566 - (925) 417-3477 Fax - (925) 417-3488



2 CAR STRIKE SIDE ELEVATION
VIEW FROM CAR CENTER



1 CAR REFLECTED CEILING
VIEW FROM CAR HEADER

PLEASE CONFIRM/ADVISE

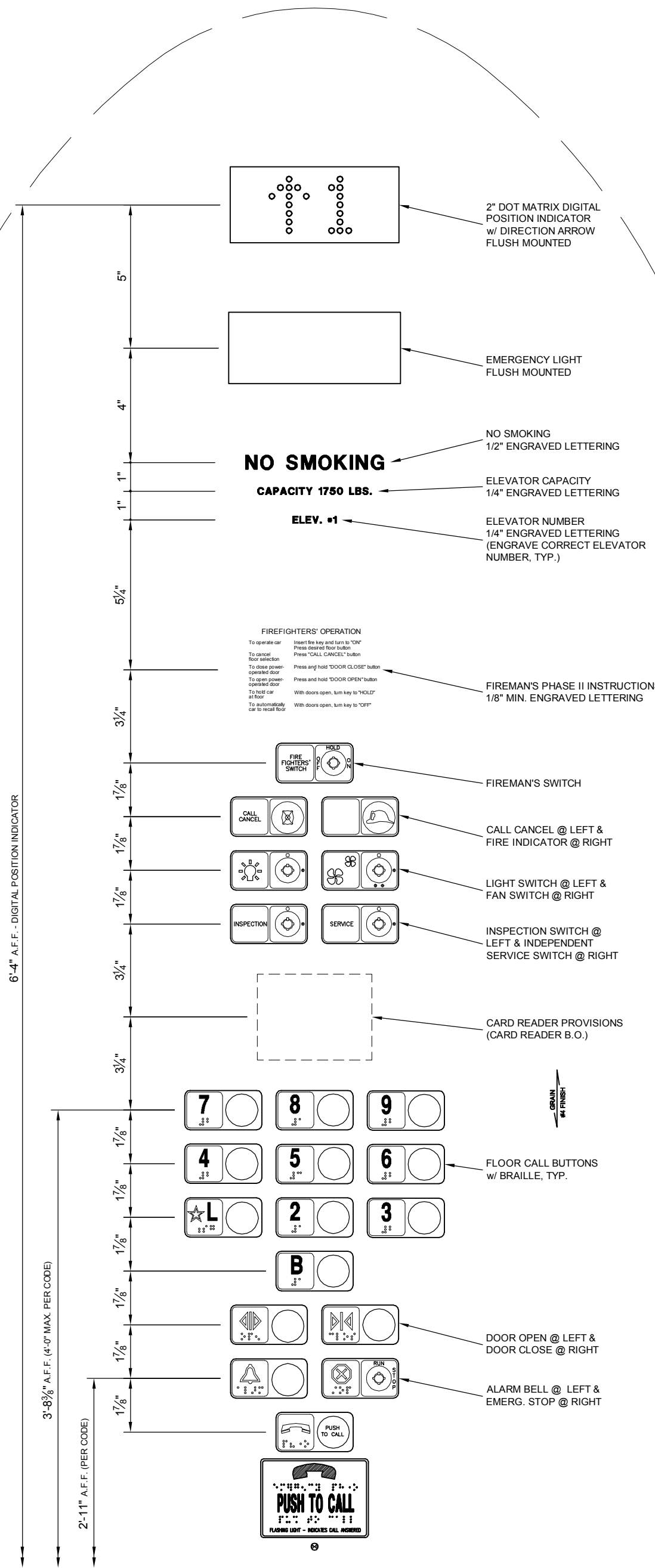
MATERIALS & FINISHES		REV	DESCRIPTION:	DATE:	BY:
CAB DOORS:	BRONZE #4 LACQUERED - VERT. GRAIN				
RETURN PANELS:	BRONZE #4 LACQUERED - VERT. GRAIN				
ENTRANCE HEADER:	BRONZE #4 LACQUERED - VERT. GRAIN				
CAR SHELL:	MODULAR PANELIZED STEEL				
CANOPY & EMER. EXIT:	MODULAR PANELIZED STEEL				
CAR SILL:	NATURAL BRONZE - NON-SLIP				
HANDRAIL:	1-1/2"Ø BRONZE #4 @ REAR				
FINISH FLOORING:	(BY OTHERS - MARBLE 3/4" OVERALL)				
STAND-OFF PANELS:					
REVEALS & BASE:	BRONZE #4 LACQUERED - VERT. GRAIN				
CEILING & LIGHTING:	MIRRORED BRONZE #8 (4) DOWNLIGHT				

DRAWN BY:	R. BLASKA	REV		DATE:		BY:	
FIRM:	ROB CONSULTING (415) 771-4180						
DRAW DATE:	03/21/02						
RELEASE DATE:							

OWNER'S REP.: LCB ASSOCIATES		REV		DWG #:	170
DWG.: CAR STRIKE SIDE ELEVATION REFLECTED CEILING PLAN					
SCALE:	3/4"=1'-0"	STATE NO.:	10353/4	SHEET	8 OF 10

 Western State Elevator Company, Inc. CA. Lic. #614201 - NV. Lic #0036363	
FACILITY: FRANKLIN BUILDING 1904 FRANKLIN STREET OAKLAND, CA 94612	
3942 Valley Ave., Suite D, Pleasanton, CA 94566 · (925) 417-3477 Fax · (925) 417-3488	

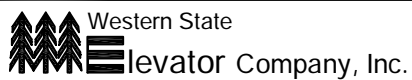
MATERIALS & FINISHES	
SWING RETURN PANEL:	BRONZE (60/40 MUNTZ) #4 - LACQUERED
PUSHBUTTONS & DEVICES:	N.E.L. MODULAR ROUND (CAL. TYPE)
POSITION INDICATOR:	2" DOT MATRIX w/ ARROW
EMERGENCY LIGHT:	IN-SWING, FLUSH MOUNT
ENGRAVING & IN-FILL:	HELVETICA, BLACK IN-FILL
BRILLE & ACCESSIBILITY:	ADA, ANSI & CCR COMPLIANT
ADDITIONAL DEVICES:	FLOOR PASSING CHIME
	HANDS-FREE TELEPHONE & BRAILLE
	CARD READER PROVISIONS (UNIT B.O.)
	PRE-WIRE NORTHSTAR 9000



MAIN CAR OPERATING PANEL

ELEVATORS	LOCATION
#1	R.H. SWING RETURN
#2	L.H. SWING RETURN

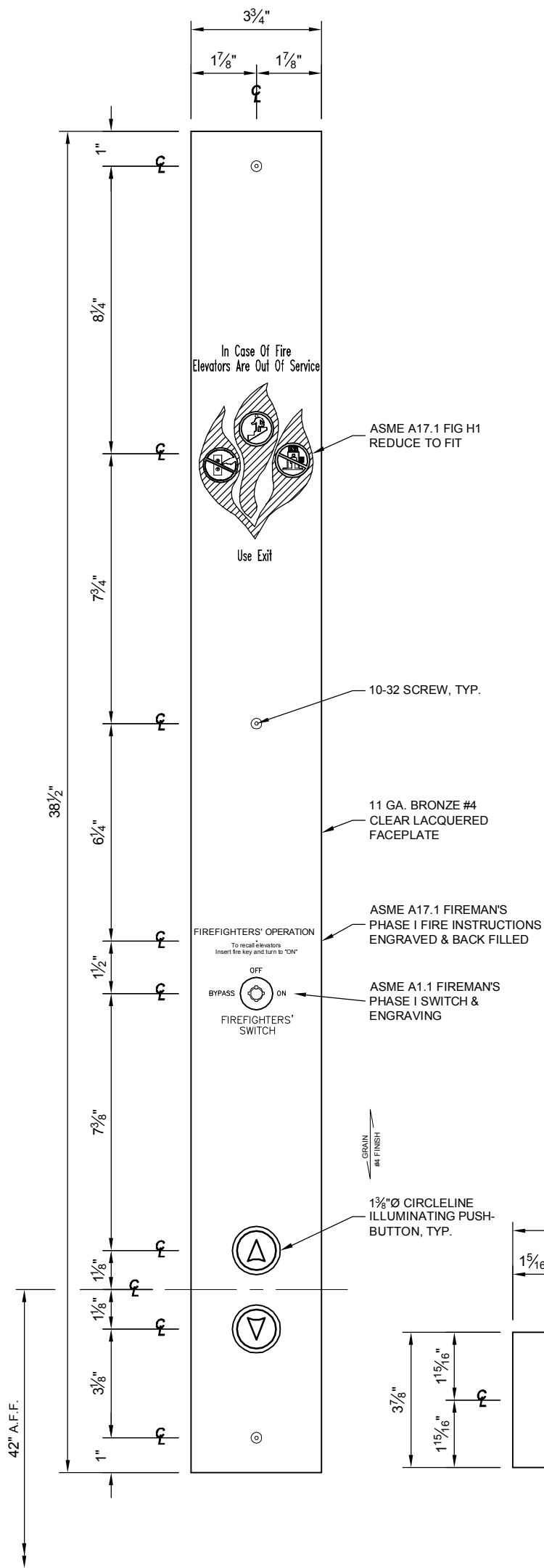
DRAWN BY:	REV	DESCRIPTION:	DATE:	BY:
R. BLASKA				
FIRM: RCB CONSULTING (415) 771-4180				
DRAW DATE: 09/30/02				
RELEASE DATE:				



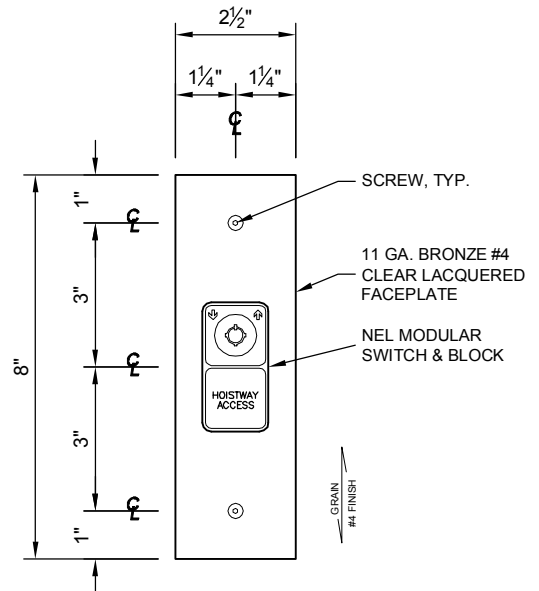
CA. Lic. #614201 - NV. Lic #0036363

3942 Valley Ave., Suite D, Pleasanton, CA 94566 - (925) 417-3477 Fax - (925) 417-3488

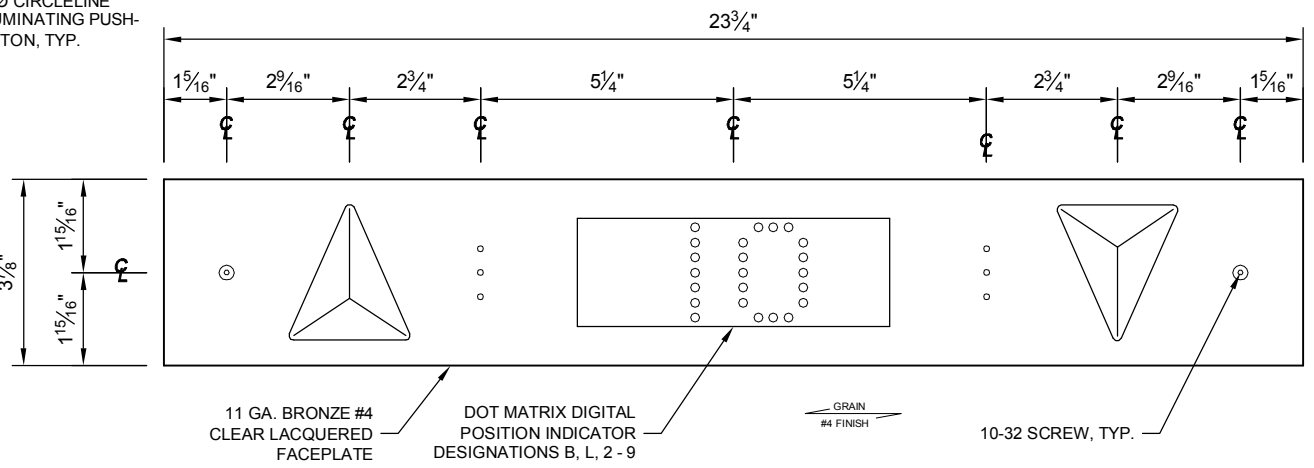
FACILITY:		FRANKLIN BUILDING 1904 FRANKLIN STREET OAKLAND, CA 94612	
OWNER'S REP.:		LCB ASSOCIATES	
DWG.:	CAR OPERATING PANEL ENLARGED VIEW	REV	DWG.#: 180
SCALE:	3"=1'-0"	-	SHEET 9 OF 10
STATE NO.:	10353/4		



3 LOBBY HALL STATION
 QUANTITY: ONE (1)
 LOCATION: LOBBY (2nd LNDG.)
 TYPE: NEL CIRCLELINE CALIFORNIA
 BOX: REUSE EXISTING



2 HOISTWAY INSPECTION
 QUANTITY: FOUR (4)
 LOCATION: TERMINAL LANDING JAMBS
 TYPE: NEL MODULAR CALIFORNIA
 BOX: 2 1/8" x 6 1/2"



1 LOBBY POSITION INDICATOR / LANTERN
 QUANTITY: TWO (2)
 LOCATION: LOBBY LANDING ENTRANCE HEADER
 TYPE: DOT MATRIX DIGITAL & ARROW
 BOX: REUSE EXISTING

DRAWN BY: R. BLASKA	REV	DESCRIPTION:	DATE:	BY:
FIRM: RCB CONSULTING (415) 771-4180				
DRAW DATE: 09/30/02				
RELEASE DATE:				

MATERIALS & FINISHES	
FACE PLATE MATERIAL	BRONZE (60/40 MUNTZ) #4
FACEPLATE FINISH	#4 BRUSHED w/ CLEAR LACQUER
PUSHBUTTONS & DEVICES	N.E.L. CIRCLELINE & MODULAR (CAL.)
POSITION INDICATOR	2" DOT MATRIX
ENGRAVING & IN-FILL	HELVETICA, BLACK IN-FILL
FIRE WARNING LEGEND	ANSI/ASME FIGURE #H1, REDUCED SCALE
BRAILLE & ACCESSIBILITY	ADA, ANSI & CCR COMPLIANT
LANTERN AUDIBLE SIGNAL	1 UP & 2 DN ELECTRONIC CHIME

Western State
Elevator Company, Inc.
 CA. Lic. #614201 - NV. Lic #0036363
 3942 Valley Ave., Suite D, Pleasanton, CA 94566 - (925) 417-3477 Fax - (925) 417-3488

FACILITY:		FRANKLIN BUILDING	
		1904 FRANKLIN STREET	
		OAKLAND, CA 94612	
OWNER'S REP.: LCB ASSOCIATES			
DWG.:	HALL FIXTURES	REV	DWG.#: 190
SCALE:	3"=1'-0"	STATE NO.:	10353/4
		SHEET	10 OF 10